


Architectural Draughtmanship

First Year Brochure and Programme Information

2024



ROODT
ARCHITECTS




i Program information

Architectural Draughtsmanship | Overview

- First Year Programme in Architectural Draughtsmanship

A draughtsperson is a professional who prepares technical drawings and plans based on his or her own design or rough sketches and drawings, calculations and dimensions made by architects. This one year short course will prepare you to start your career in the architectural profession, and allow you to enter further studies in the architectural field.

PROGRAM CURRICULUM INCLUDES THE FOLLOWING SUBJECTS



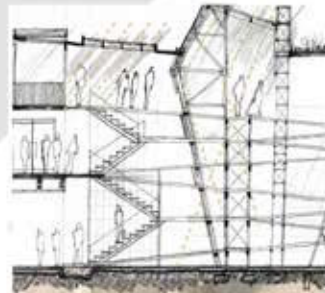
Building Science

The student is introduced to basic structural solutions of the design problem. The parts of the buildings are studied to understand the structure as a whole. After completion of this module, a student must be able to decide and advise which material and technology should be used (as well as the construction process to be followed) when considering the enclosure of specific activities.



Architectural Design

Architectural design values make up an important part of what influences an architectural draughtsman and designer when they make their design decisions. During the year, students will complete different design projects. Through the use of graphics and standards architectural conventions, students will be required to illustrate the ability to solve design problems, refine the design and present appropriate responses.



Draughtsmanship


During the course, students will be taught the existing methods and norms in preparing a set of documents, as well as drawing and rendering skills. The main aim of the module is to enable the student to communicate his/her design ideas through sketches or other hand techniques. It is important to learn this in the first year, for it is the basis of communication throughout all the years of studying draughtsmanship. The module starts with an introduction to drawing, and from there on, the student explores line, form, shade, texture, etc.



History of Architecture

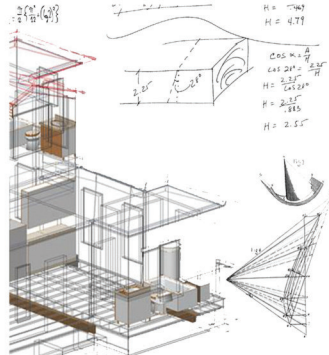
The module is structured around the different historical periods covering most of the architectural styles and building techniques of a particular period. Examples of the different periods are discussed with the help of slides, etc. The study of history will give insight into the who, when, and what people were thinking, and the influence it had on construction. It is an investigation of the truth and a discovery.

PROGRAM CURRICULUM INCLUDES THE FOLLOWING SUBJECTS




Theory of Architecture

The main aim of this module is to teach the student the theories applicable in architectural design. Architectural theory is a body of knowledge that endeavours to understand the values and ideas of culture and their expression in architectural form.



Applied Physics

Physics is a natural science that involves the study of matter and its motion through space and time, as well as all related concepts, including energy and force. More broadly, it is the general analysis of nature, conducted in order to understand how the universe behaves. The principles of physics are used in calculating bending moments in structures, etc. In this module of study, students are taught the basics of physics required to successfully apply the principles to their architectural careers.



Applied Mathematics

Through the use of abstraction and logical reasoning, mathematics evolved from counting, calculation, measurement, and the systematic study of the shapes and motions of physical objects. Mathematic fields used for building construction and design are arithmetic, algebra and geometry. In this module, students will be taught the basic mathematics required to compile a set of drawings with accurate dimensions and calculations.



Experiential learning

Candidates must do 160 hrs of Experiential Training during the year. For this, a student needs to work at a registered draughtsperson, technologist or architect and complete a training record.

Admission requirements:

To enter the complete course students need to submit evidence of the following academic achievement:

Students will only be required to submit a certified copy of their National Senior Certificate when received at the end of February 2024. Proof of the below mentioned achievements will be required for results obtained in Grade 11 and in the first two quarters of Grade 12, with an achievement rating of 3 (Moderate Achievement: 40-49%) or higher in four recognised NSC 20-credit subjects; an achievement rating of 2 for Mathematics or Mathematical Literacy; an achievement rating of 3 in the required official language at Home Language level; and an achievement rating of 2 in the other required language on at least First Additional Language level; one of these languages shall be English or Afrikaans.

Enrolment requirements:

1. Complete the enrollment form (attached) and scan.
2. Attach statement of results obtained in Grade 11 and results obtained in the first two quarters of Grade 12. (Certified copy of National Senior Certificate needs to be handed in when available by end of February 2024, at Qualitas).
3. Scan ID document of student and sponsor
4. Attach creative portfolio (detail below)
5. Make payments indicated on enrollment form - Attach proof of payment
6. Send an email with all attachments to anri@roodtarchitects.co.za or madelane@roodtarchitects.co.za
 - On receipt of the above we will arrange a personal/telephonic interview with you. During the interview, acceptance to the programme will be indicated to the student.

Creative Portfolio Submission:

Students need to compile an electronic portfolio of evidence of their own original artistic work in any medium with up to 5 pieces of work (maximum size of file should not exceed 10MB). The portfolio needs to proof the students current drawing skill and artistic talent.

Value added:

At the Qualitas School of Architecture and Building Construction, students are trained in a simulated office environment and share a campus with students in various other fields of study. During your studies, Qualitas will assist you to find an internship position in order to complete the office based training component of your studies.

This programme is aligned with the needs of the profession, and all academic staff members are registered members of the profession. The 1-year course in architectural draughtsmanship is your first step in starting your career in the architectural profession, after successful completion of this programme, you have various options:

- You can continue your studies with Qualitas and receive a certificate in Architectural draughtsmanship
- You can apply for enrolment to study architecture at one of the Universities in South Africa
- You can apply for a job as a candidate architectural draughtsperson and continue your studies through vocational learning

Please note:

Any student is welcome to apply for the course, even if they do not comply with the academic or portfolio requirements due to circumstances outside their control. These students will be provisionally enrolled and the curriculum for their first year of study will be personalised in accordance with their level of competency.



www.qualitasworld.co.za/architecture-building/



anri@roodtarchitects.co.za